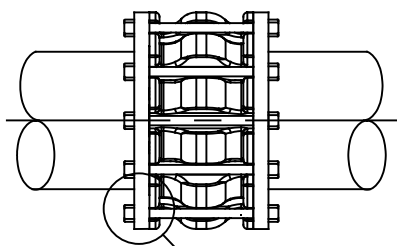
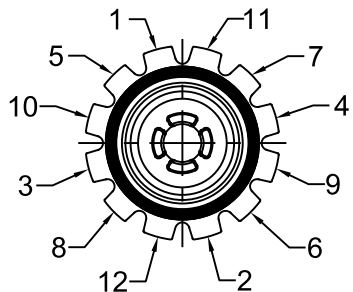


Sizes 1-1/2" Thru 10" / 40 mm Thru 250 mm  
Wafer Style (888S6VFD Included)

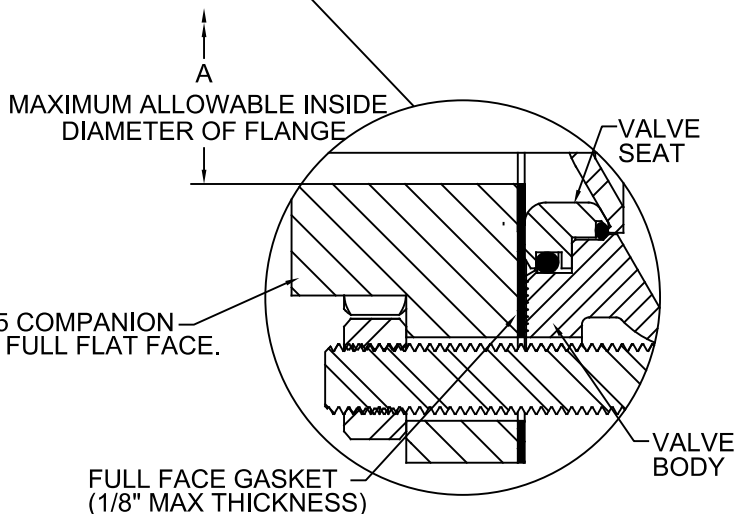
### WARNING NOTICE

1. Damage to the valve and/or internal leakage can result if other than standard inside diameters of flanges conforming to ANSI B16.5 or AWWA C207-17 are utilized. Mortar lined pipe, with expanded diameters that compensate for the mortar lining, may require backup ring flange.
2. Proper centering of ring gasket is important to prevent internal valve leakage.
3. The valve & adjacent piping must be supported & aligned to prevent stress from being transferred to the valve's flanges. The torquing of the flange bolts should then be done in several graduated steps, using the number sequence shown below. The even loading of the flange bolts will eliminate concentrated stresses which could fracture the valve's flanges.



### INSTALLATION REQUIREMENTS

RECOMMENDED FOR VERTICAL OR HORIZONTAL POSITIONS ONLY



### IMPORTANT

**NOTE NO. 1** The matching companion flange I.D. must overlap the valve seat. This is required for proper seat retention.

**NOTE NO. 2** The flange gasket must be properly centered and of the size indicated. This is required to achieve a seal between the seat O.D. and the body I.D. interface area.

MAXIMUM ALLOWABLE INSIDE DIAMETER OF FLANGE (SEE NOTE NO. 1)			
SIZE	A	SIZE	A
1.5	1.95	2	2.44
2.5	2.94	3	3.57
4	4.57	6	6.72
8	8.72	10	10.88

FULL FACE GASKET DIMENSIONS (SEE NOTE NO. 2)							
VALVE SIZE	GASKET I.D.	GASKET O.D.		VALVE SIZE	GASKET I.D.	GASKET O.D.	
		150LB	300LB			150LB	300LB
1.5	1.906	5.00	6.12	2	2.375	6.00	6.50
2.5	2.875	7.00	7.50	3	3.500	7.50	8.25
4	4.500	9.00	10.00	6	6.625	11.00	12.50
8	8.625	13.50	15.00	10	10.75	16.00	17.50

**Patent # 9,611,948**

Flomatic Corporation can accept no responsibility for possible errors in catalogues, brochures and other printed material. Flomatic Corporation reserves the right to alter its products without notices. This also applies to product already agreed. All trademarks in this material are property of the respective companies. All rights reserved. ©2024 Flomatic Corporation. The drawings & information on this drawing sheet are the sole & exclusive property of Flomatic Corporation. Any reproduction, distribution, display or use of these drawings or information in whole or in part without written authorization of Flomatic Corporation is strictly prohibited. [www.flomatic.com](http://www.flomatic.com)