

Swing Check Valve

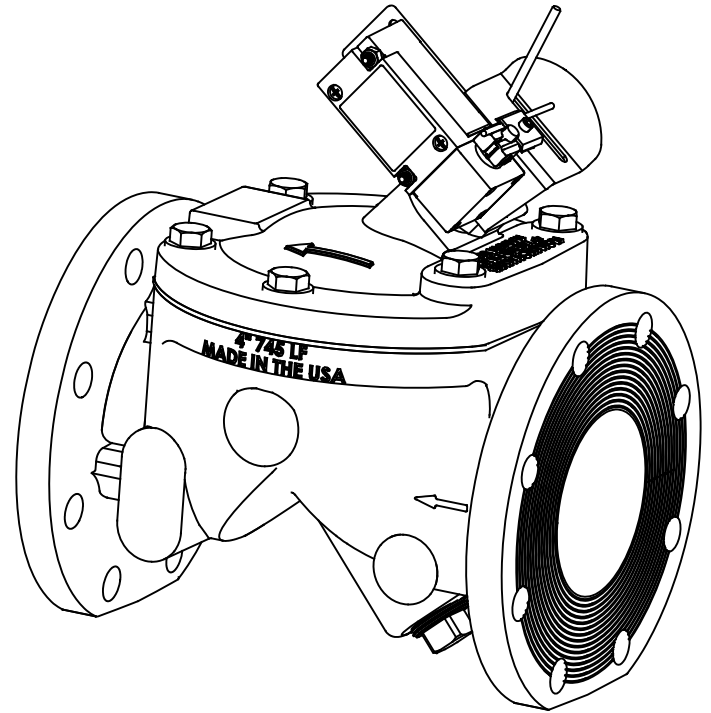
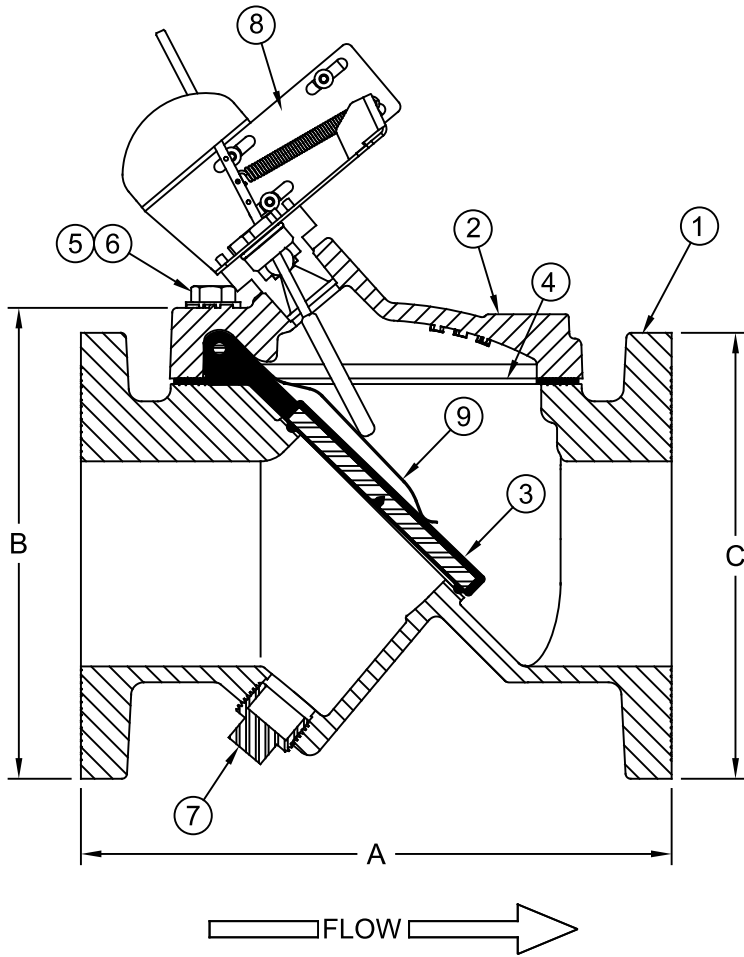
Sizes 3" Thru 8" / 80 mm Thru 200 mm

Model 745LS



Flomatic Corporation

Materials



Max Temp 140°F (60°C)
Max Pressure 250psi (18bar)

Item #	Qty	Description	Material	ASTM	Item #	Qty	Description	Material	ASTM
1	1	Body (Epoxy Coated)	Ductile Iron	65-45-12	6	A/R	Washer	Stainless Steel	304
2	1	Cover (Epoxy Coated)	Ductile Iron	65-45-12	7	1	Pipe Plug	Stainless Steel	304
3	1	Flapper*	Buna (w/ DI disc)	-----	8	1	Limit Switch Assembly	Various	-----
4	1	Gasket*	Buna	-----	9	1	AC Spring	Stainless Steel	17-7 Ph
5	A/R	HHCS	Stainless Steel	304	*Optional EPDM available				

Dimensions (150# ANSI B16.42 Flanges)

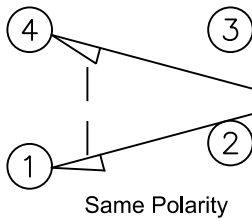
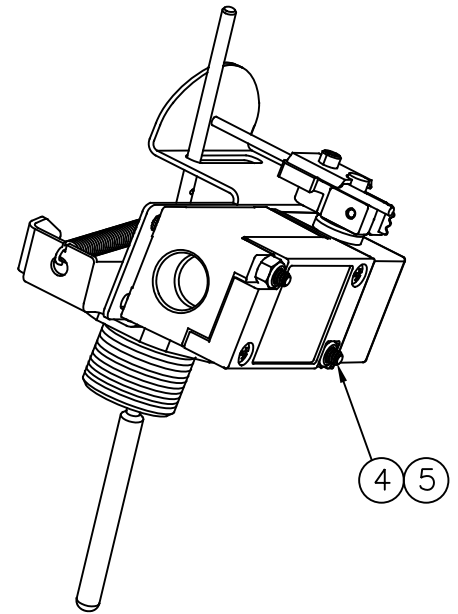
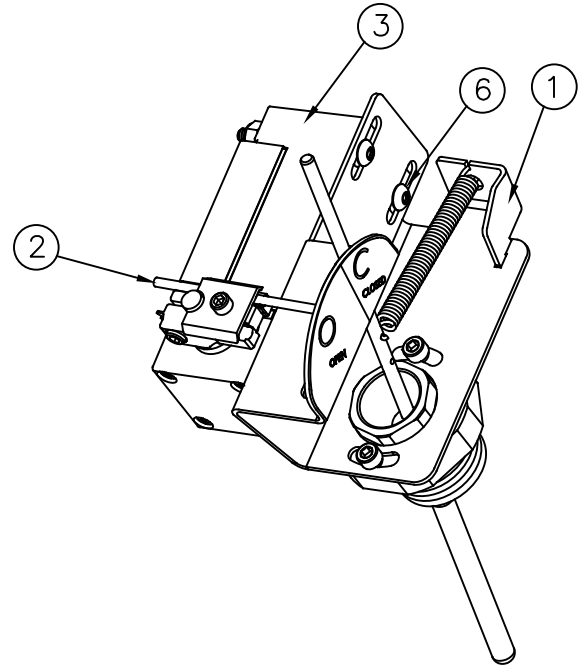
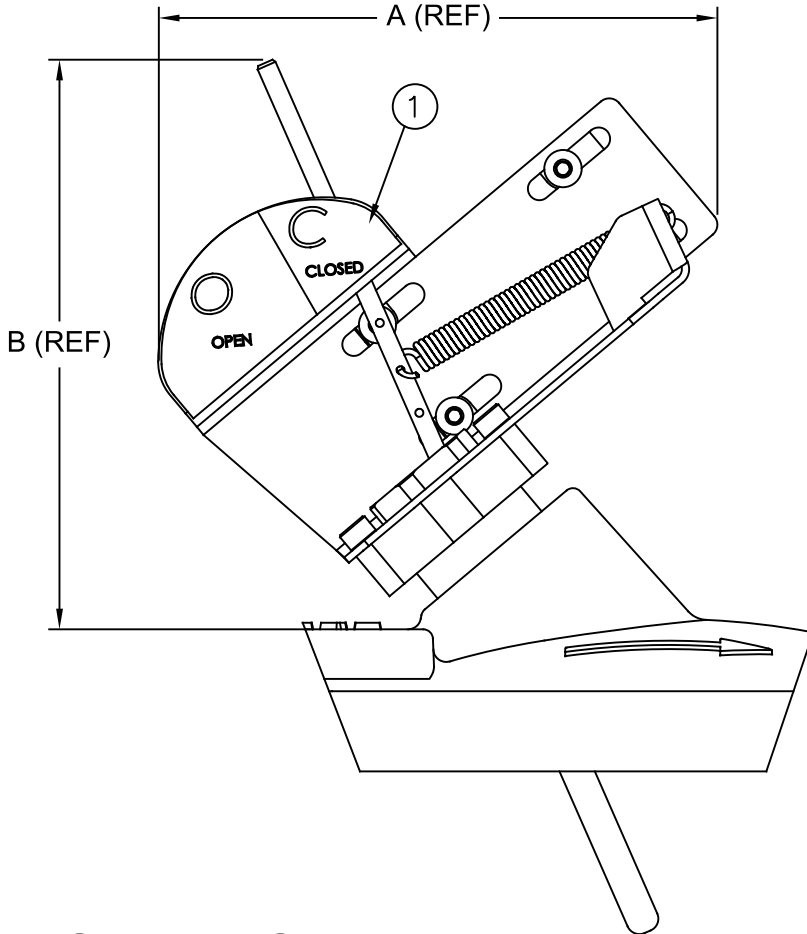
Size		Part #	A		B		C		Weight	
inch	mm		inch	mm	inch	mm	inch	mm	lbs	kg
3	80	3382LS	9.50	241	7.31	186	7.25	184	45	21
4	100	3383LS	11.50	292	7.69	195	8.69	221	60	27
6	150	3385LS	14	356	9.97	253	10.75	273	103	47
8	200	3386LS	19.50	495	15.70	399	13.25	337	215	96

Flomatic Corporation can accept no responsibility for possible errors in catalogues, brochures and other printed material. Flomatic Corporation reserves the right to alter its products without notices. This also applies to product already agreed. All trademarks in this material are property of the respective companies. All rights reserved. ©2024 Flomatic Corporation. The drawings & information on this drawing sheet are the sole & exclusive property of Flomatic Corporation. Any reproduction, distribution, display or use of these drawings or information in whole or in part without written authorization of Flomatic Corporation is strictly prohibited. www.flomatic.com



Sizes 3" Thru 8" / 80 mm Thru 200 mm
Available for use on the AIS valves only

Materials



Item #	Qty	Description	Material	ASTM	Item #	Qty	Description	Material	ASTM
1	1	Position Indicator*	Various	----	4	2	SHBS	Stainless Steel	304
2	1	Lever	Stainless Steel	304	5	2	Lock Nut	Stainless Steel	304/Nylon
3	1	Limit Switch**	Various	----	6	2	SHBS	Stainless Steel	304

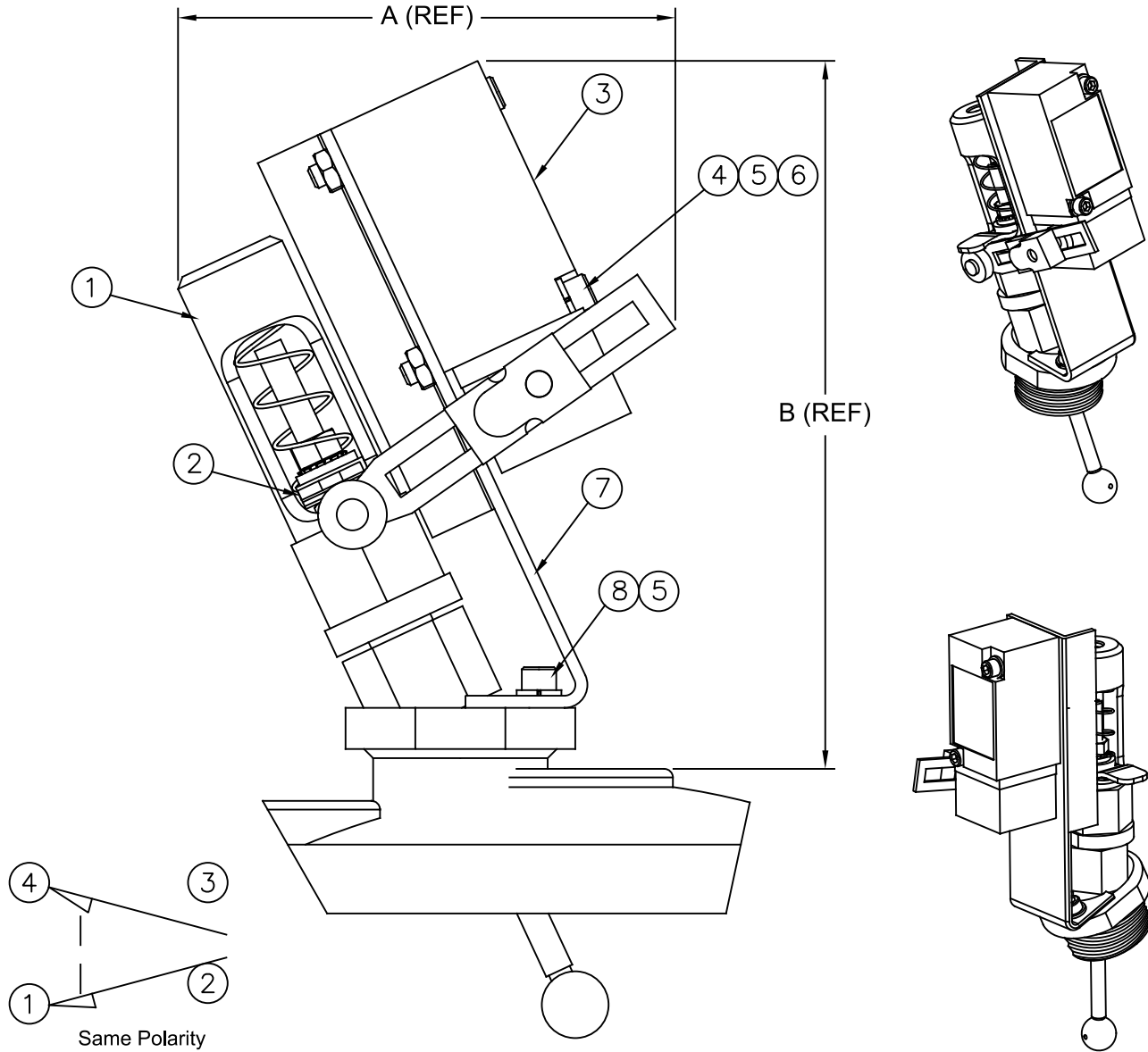
*For Position Indicator details see sheet S745PI
**Honeywell Model LSH1A or equal

Dimensions

Size		A		B		C (Width)		Weight	
inch	mm	inch	mm	Inch	mm	inch	mm	lbs	kg
3 - 8	80 - 200	5-7/16	138	5-1/2	140	4-1/8	105	7	3.2

Flomatic Corporation can accept no responsibility for possible errors in catalogues, brochures and other printed material. Flomatic Corporation reserves the right to alter its products without notices. This also applies to product already agreed. All trademarks in this material are property of the respective companies. All rights reserved. ©2024 Flomatic Corporation. The drawings & information on this drawing sheet are the sole & exclusive property of Flomatic Corporation. Any reproduction, distribution, display or use of these drawings or information in whole or in part without written authorization of Flomatic Corporation is strictly prohibited. www.flomatic.com

Materials



Item #	Qty	Description	Material	ASTM	Item #	Qty	Description	Material	ASTM
1	1	Position Indicator*	Various	----	5	4	Lock Washer	Stainless Steel	18-8
2	1	Lever	Stainless Steel	301	6	1	Jam Nut	Stainless Steel	18-8
3	1	Limit Switch**	Various	----	7	1	Bracket w/ Label	Hot Rolled Steel	A36
4	2	SHCS	Stainless Steel	18-8	8	2	SHCS	Stainless Steel	18-8

Dimensions

*For Position Indicator details see sheet S745PI
 **Honeywell Model LSH1A or equal

Size		Part #	A		B		C (Width)		Weight	
inch	mm		inch	mm	inch	mm	inch	mm	lbs	kg
10 - 16	250 - 400	LS10, 12, 14 or 16	5-7/16	138	7-3/4	197	2-3/4	70	8	3.6

Flomatic Corporation can accept no responsibility for possible errors in catalogues, brochures and other printed material. Flomatic Corporation reserves the right to alter its products without notices. This also applies to product already agreed. All trademarks in this material are property of the respective companies. All rights reserved. ©2024 Flomatic Corporation. The drawings & information on this drawing sheet are the sole & exclusive property of Flomatic Corporation. Any reproduction, distribution, display or use of these drawings or information in whole or in part without written authorization of Flomatic Corporation is strictly prohibited. www.flomatic.com