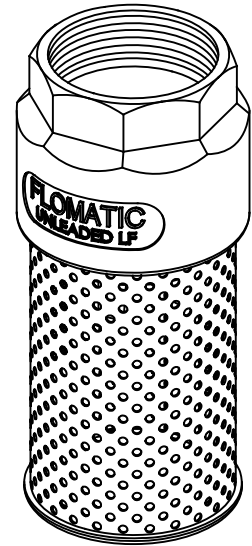
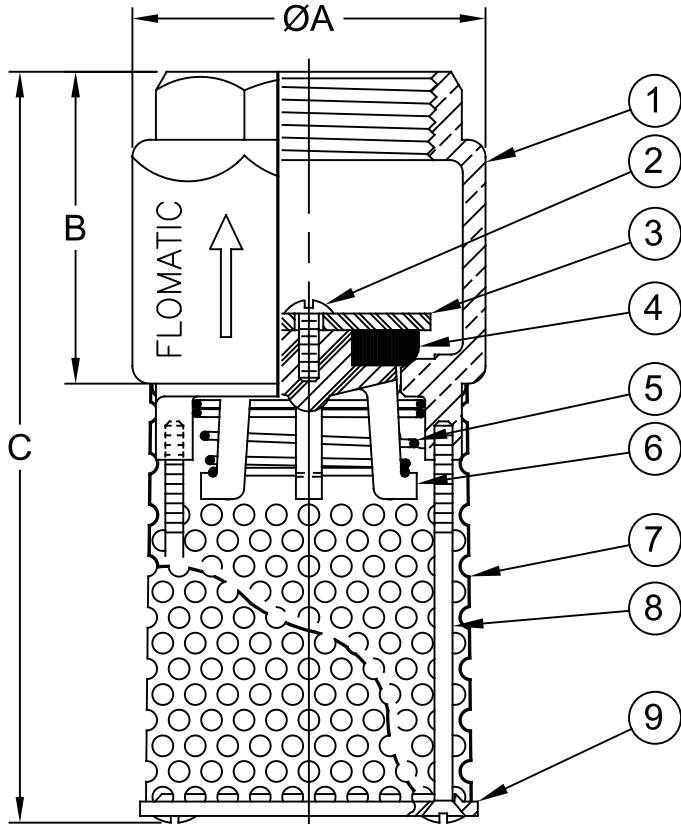


Sizes 1" & 1-1/4" / 25 mm & 32 mm



## Materials

Enviro Check<sup>®</sup>



Max Temp 180°F (82°C)  
Max Pressure 250psi (18bar)

Item #	Qty	Description	Material	ASTM
1	1	Body	Unleaded Bronze	C89833
2	1	Screw	Stainless Steel	18-8
3	1	Washer	Stainless Steel	18-8
4	1	Disc	Buna-N	N-5007
5	1	Spring	Stainless Steel	302
6	1	Guide*	Delrin	8020
7	1	Screen	Stainless Steel	304
8	2	Screw	Stainless Steel	18-8
9	1	Cap	Polycarbonate	-----

\*1-1/4" Guide is Delrin 500P

Patent # 4,971,093

## Dimensions (FNPT)

ANSI B1.20.1

Size		Part #	ØA		B		C		NPT	Weight	
inch	mm		inch	mm	inch	mm	inch	mm		lbs	kg
1	25	4101E	1.91	49	1.83	46	5.03	128	1	.75	.34
1-1/4	32	4103E	2.27	58	1.86	47	5.07	129	1-1/4	1.0	.45

Flomatic Corporation can accept no responsibility for possible errors in catalogues, brochures and other printed material. Flomatic Corporation reserves the right to alter its products without notices. This also applies to product already agreed. All trademarks in this material are property of the respective companies. All rights reserved. ©2025 Flomatic Corporation. The drawings & information on this drawing sheet are the sole & exclusive property of Flomatic Corporation. Any reproduction, distribution, display or use of these drawings or information in whole or in part without written authorization of Flomatic Corporation is strictly prohibited. [www.flomatic.com](http://www.flomatic.com)

# Foot Valve

# Model 60SE

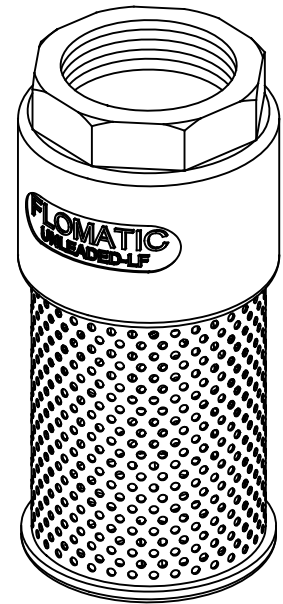
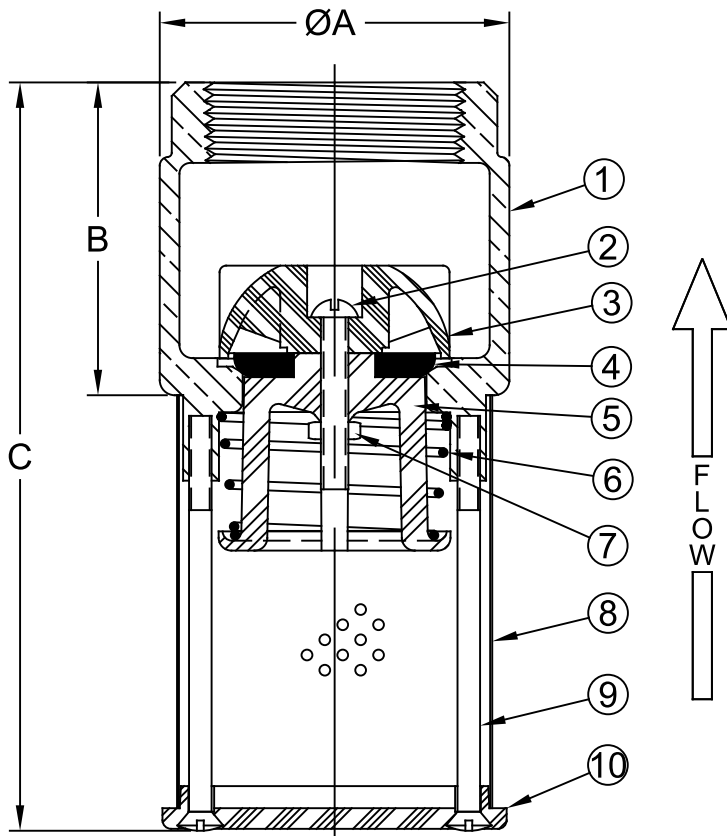
**FLOMATIC®**  
Flomatic Corporation

Sizes 1-1/2" / 40 mm



## Materials

Enviro Check®



Max Temp 180°F (82°C)  
Max Pressure 250psi (18bar)

Item #	Qty	Description	Material	ASTM
1	1	Body	Unleaded Bronze	C89833
2	1	Screw	Stainless Steel	302
3	1	Dome	Celcon®	M90
4	1	Disc	Buna-n	N-5007
5	1	Guide	Celcon	M90
6	1	Spring	Stainless Steel	302
7	1	Nut	SS / Nylon Insert	304
8	1	Screen	Stainless Steel	304
9	2	Screw	Stainless Steel	18-8
10	1	Cap	Delrin	500P

## Dimensions (FNPT)

ANSI B1.20.1

Size		Part #	ØA		B		C		NPT	Weight	
inch	mm		inch	mm	inch	mm	inch	mm		lbs	kg
1-1/2	40	4104E	2.56	65	2.27	58	5.47	139	1-1/2	1.45	.66

Flomatic Corporation can accept no responsibility for possible errors in catalogues, brochures and other printed material. Flomatic Corporation reserves the right to alter its products without notices. This also applies to product already agreed. All trademarks in this material are property of the respective companies. All rights reserved. ©2025 Flomatic Corporation. The drawings & information on this drawing sheet are the sole & exclusive property of Flomatic Corporation. Any reproduction, distribution, display or use of these drawings or information in whole or in part without written authorization of Flomatic Corporation is strictly prohibited. [www.flomatic.com](http://www.flomatic.com)