

Foot Valve

Sizes 2" / 50 mm

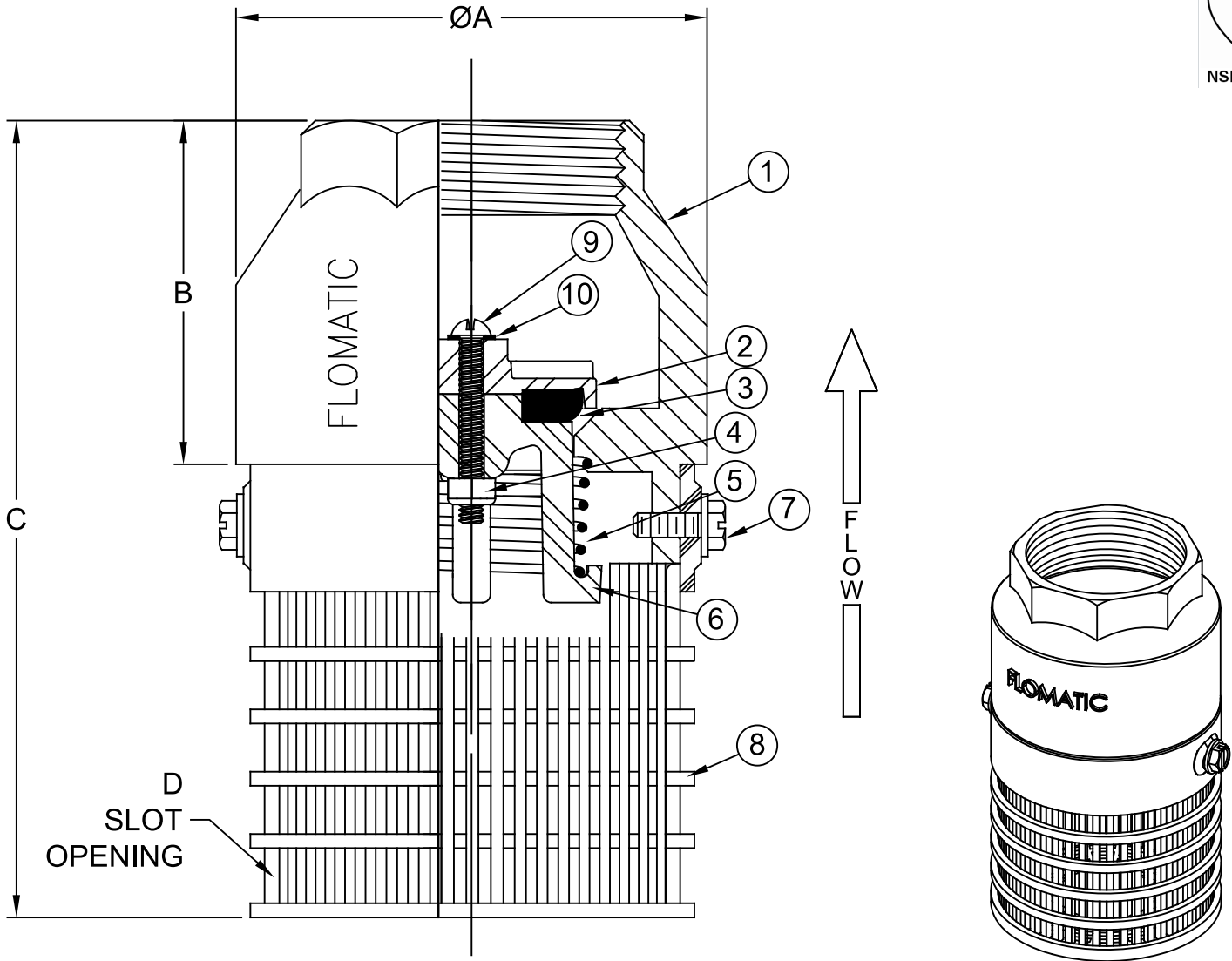
Model 63



Flomatic Corporation



Materials



Temp Max: 180°F (82°C)
Pressure Max: 250 psi (18 bar)

Item #	Qty	Description	Material	ASTM	Item #	Qty	Description	Material	ASTM
1	1	Body (Epoxy Coated)	Cast Iron	A126	6	1	Guide	Celcon	M90
2	1	Dome	Stainless Steel	304	7	2	Type F Screw	Plated Steel	----
3	1	Disc	Buna-n	N-5007	8	1	Screen	Polyethylene	----
4	1	Nut	Stainless Steel	304	9	1	Screw	Stainless Steel	18-8
5	1	Spring	Stainless Steel	302	10	1	Washer	Nylon	----

Dimensions (FNPT)

ANSI B1.20.1

Size		Part #	ØA		B		C		D		NPT	Weight	
inch	mm		inch	mm	inch	mm	inch	mm	inch	mm		lbs	kg
2	50	4764	3.41	87	2.59	66	6.06	154	.10 x .35	2.5 x 9	2	4.0	1.8

Flomatic Corporation can accept no responsibility for possible errors in catalogues, brochures and other printed material. Flomatic Corporation reserves the right to alter its products without notices. This also applies to product already agreed. All trademarks in this material are property of the respective companies. All rights reserved. ©2025 Flomatic Corporation. The drawings & information on this drawing sheet are the sole & exclusive property of Flomatic Corporation. Any reproduction, distribution, display or use of these drawings or information in whole or in part without written authorization of Flomatic Corporation is strictly prohibited. www.flomatic.com



October 6, 2010
Dwg No: S4764 Rev: G (4/25)

FLOMATIC CORPORATION
GLENS FALLS, N.Y. 12801
PHONE (518) 761-9797
FAX (518) 761-9798

Foot Valve


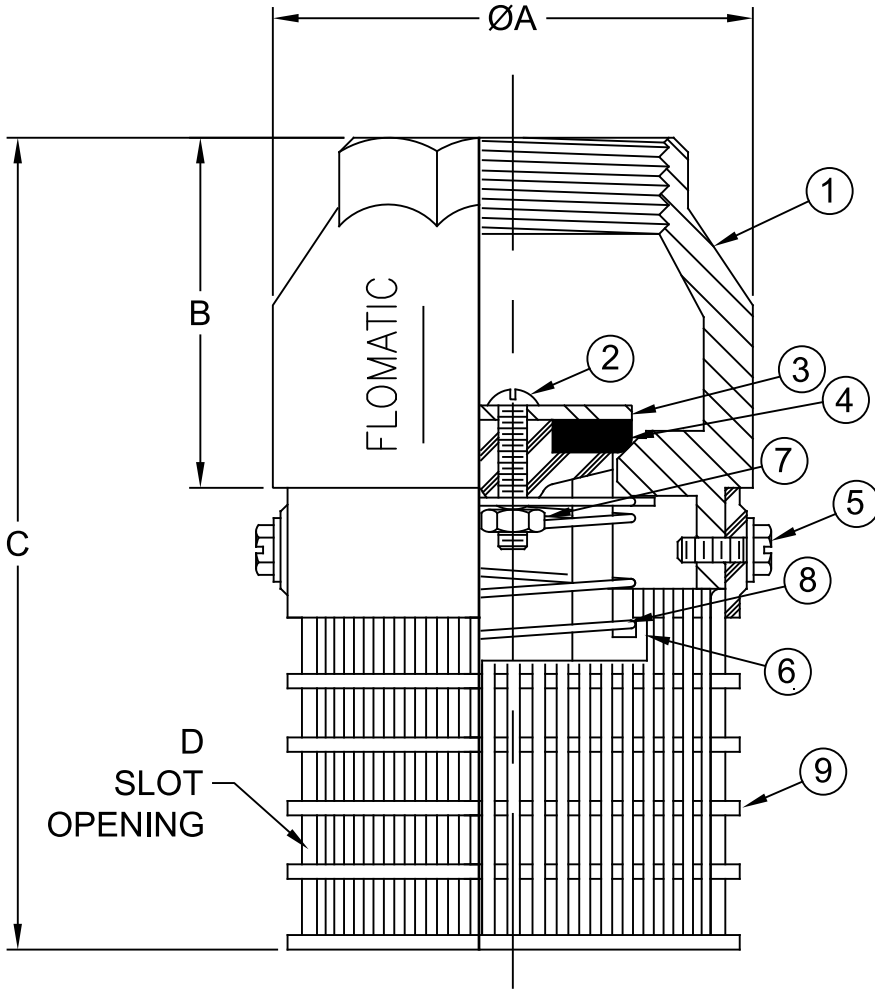

Sizes 2-1/2" thru 4" / 65 mm thru 100 mm

Model 63



Flomatic Corporation

Materials



Temp Max: 180°F (82°C)
Pressure Max: 250 psi (18 bar)

Item #	Qty	Description	Material	ASTM	Item #	Qty	Description	Material	ASTM
1	1	Body (Epoxy Coated)	Cast Iron	A126	6	1	Guide* (Epoxy Coated)	Ductile Iron	65-45-12
2	1	Bolt***	Stainless Steel	304	7	1	Hex Nut	Stainless Steel	304
3	1	Washer**	Stainless Steel	304	8	1	Spring	Stainless Steel	302
4	1	Disc	Buna-n	N-5007	9	1	Screen	Polyethylene	-----
5	2	Type F Screw	Plated Steel	-----	*Guide for 2-1/2" is Bronze C89833 **Washer for 3" & 4" is 18-8SS ***Bolt for 4" is 18-8SS				

Dimensions (FNPT)

ANSI B1.20.1

Size		Part #	ØA		B		C		D		NPT	Weight	
inch	mm		inch	mm	inch	mm	inch	mm	inch	mm		lbs	kg
2-1/2	65	4765	4.31	110	2.75	70	6.97	177	.12 x .47	3 x 12	2-1/2	5.8	2.6
3	80	4766	5.62	143	3.75	95	9.14	232	.14 x .60	4 x 15	3	10.8	4.9
4	100	4767	6.38	162	4.53	115	11.24	286	.18 x .73	5 x 19	4	17.8	8.1

Flomatic Corporation can accept no responsibility for possible errors in catalogues, brochures and other printed material. Flomatic Corporation reserves the right to alter its products without notices. This also applies to product already agreed. All trademarks in this material are property of the respective companies. All rights reserved. ©2025 Flomatic Corporation. The drawings & information on this drawing sheet are the sole & exclusive property of Flomatic Corporation. Any reproduction, distribution, display or use of these drawings or information in whole or in part without written authorization of Flomatic Corporation is strictly prohibited. www.flomatic.com



June 15, 1994
Dwg No: S4765-67 Rev: J (4/25)

FLOMATIC CORPORATION
GLENS FALLS, N.Y. 12801
PHONE (518) 761-9797
FAX (518) 761-9798