

Flow Control Valve

Flo-Trol®

Model CD900



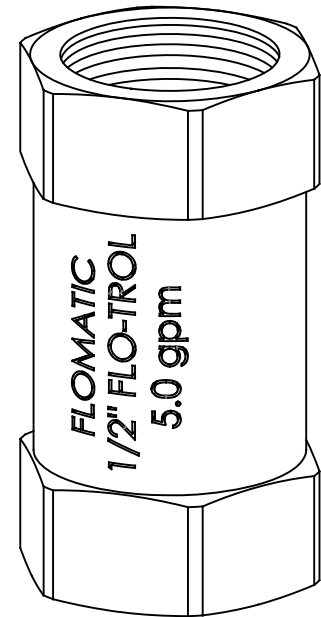
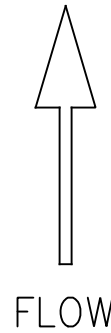
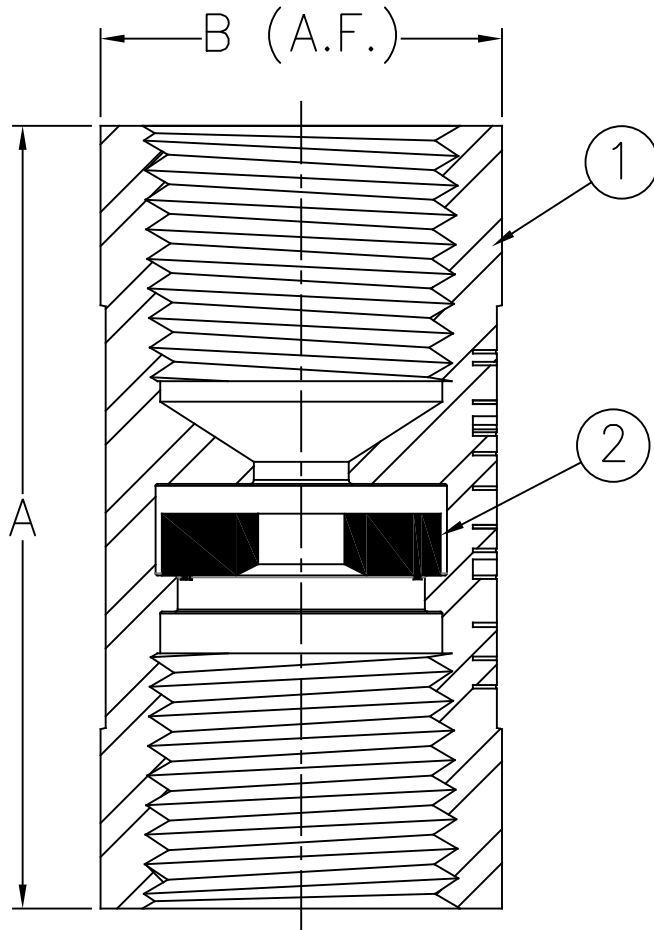
Flomatic Corporation

Sizes 1/2" / 15 mm

LEAD FREE
NSF/ANSI 61



Materials



Max Temp 180°F (82°C)
Max Pressure 125psi (8.6 bar)

Item #	Qty	Description	Material	ASTM
1	1	Body	Stainless Steel	304
2	1	Orifice	Buna-N	NSF 61

Dimensions (Female x Female NPT)

Size		Part #	Flow gpm	A		B		Weight	
inch	mm			inch	mm	inch	mm	lbs	kg
1/2	15	CDB1.0	1.0	2	50	1	25	.22	.10
1/2	15	CDB1.5	1.5	2	50	1	25	.22	.10
1/2	15	CDB2.0	2.0	2	50	1	25	.22	.10
1/2	15	CDB2.5	2.5	2	50	1	25	.22	.10
1/2	15	CDB3.0	3.0	2	50	1	25	.22	.10
1/2	15	CDB3.5	3.5	2	50	1	25	.22	.10
1/2	15	CDB4.0	4.0	2	50	1	25	.22	.10
1/2	15	CDB4.5	4.5	2	50	1	25	.22	.10
1/2	15	CDB5.0	5.0	2	50	1	25	.22	.10
1/2	15	CDB6.0	6.0	2	50	1	25	.22	.10

Flow gpm is +/- 15%

Flomatic Corporation can accept no responsibility for possible errors in catalogues, brochures and other printed material. Flomatic Corporation reserves the right to alter its products without notices. This also applies to product already agreed. All trademarks in this material are property of the respective companies. All right reserved. ©2019 Flomatic Corporation. The drawings & information on this drawing sheet are the sole & exclusive property of Flomatic Corporation. Any reproduction, distribution, display or use of these drawings or information in whole or in part without written authorization of Flomatic Corporation is strictly prohibited. www.flomatic.com



January 2, 2019
Dwg No: SCDB1.0-6.0 Rev: D (9/19)

FLOMATIC CORPORATION
GLENS FALLS, N.Y. 12801
PHONE (518) 761-9797
FAX (518) 761-9798