

Ductile Iron Check Valve

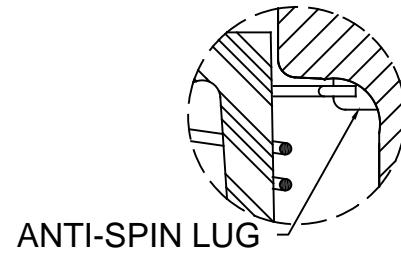
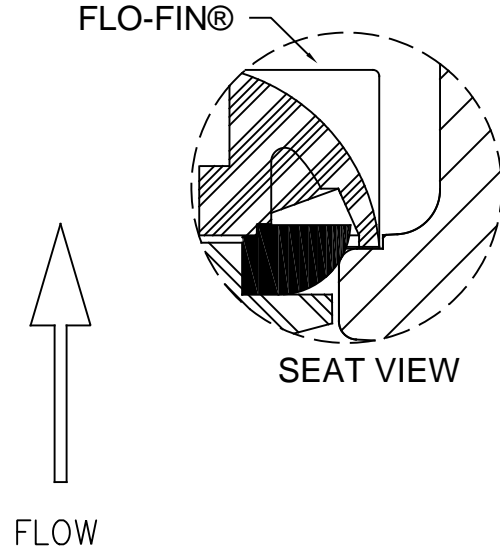
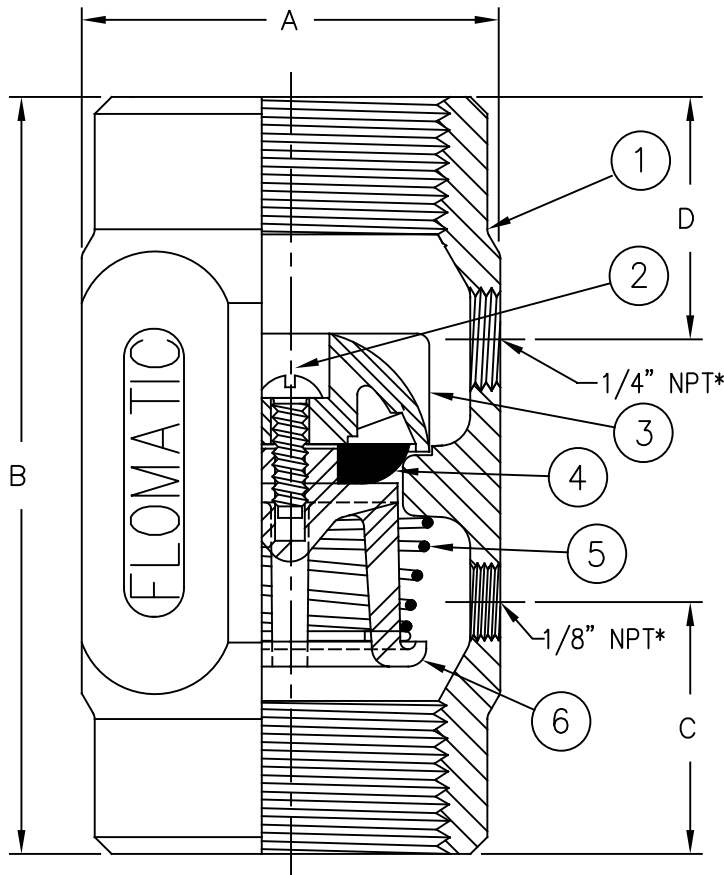
Model 80DIB **FLOMATIC®**

Sizes 1-1/4" & 1-1/2" / 32 mm & 40 mm

Flomatic Corporation

Materials

LEAD FREE
NSF/ANSI 61



Max Temp 180°F (82°C)
Max Pressure 400psi (28bar)

Item #	Qty	Description	Material	ASTM
1	1	Body (Epoxy Coated)	Ductile Iron	65-45-12
2	1	Screw	Stainless Steel	302
3	1	Dome (Flo-Fin)	Delrin	500P
4	1	Rubber Disc	Buna-n	N-5007
5	1	Spring	Stainless Steel	302
6	1	Guide	Delrin	500P

Dimensions (FNPT X FNPT)

1-1/2" USES A 302SS/N200SL NYLON NUT
*HOLE LOCATED ON PARTING LINE, SHOWN ROATED

Size		Part #	A		B		C		D		NPT	Weight	
inch	mm		inch	mm	inch	mm	inch	mm	inch	mm		lbs	kg
1-1/4	32	4052DI	2-3/16	56	4-3/16	106	15/16	24	1-1/16	27	1-1/4	.6	.3
1-1/2	40	4053DI	2-21/32	67	4-5/8	117	1-1/32	26	1-1/8	29	1-1/2	2.4	1

Patent # 4,971,093 & 6,581,633

Flomatic Corporation can accept no responsibility for possible errors in catalogues, brochures and other printed material. Flomatic Corporation reserves the right to alter its products without notices. This also applies to product already agreed. All trademarks in this material are property of the respective companies. All right reserved. ©2018 Flomatic Corporation. The drawings & information on this drawing sheet are the sole & exclusive property of Flomatic Corporation. Any reproduction, distribution, display or use of these drawings or information in whole or in part without written authorization of Flomatic Corporation is strictly prohibited. www.flomatic.com



January 14, 1998
Dwg No: S4052DI Rev: G (11/18)

FLOMATIC CORPORATION
GLENS FALLS, N.Y. 12801
PHONE (518) 761-9797
FAX (518) 761-9798