

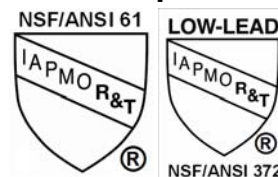
Stainless Steel Check Valve

Model 80SSAVFD

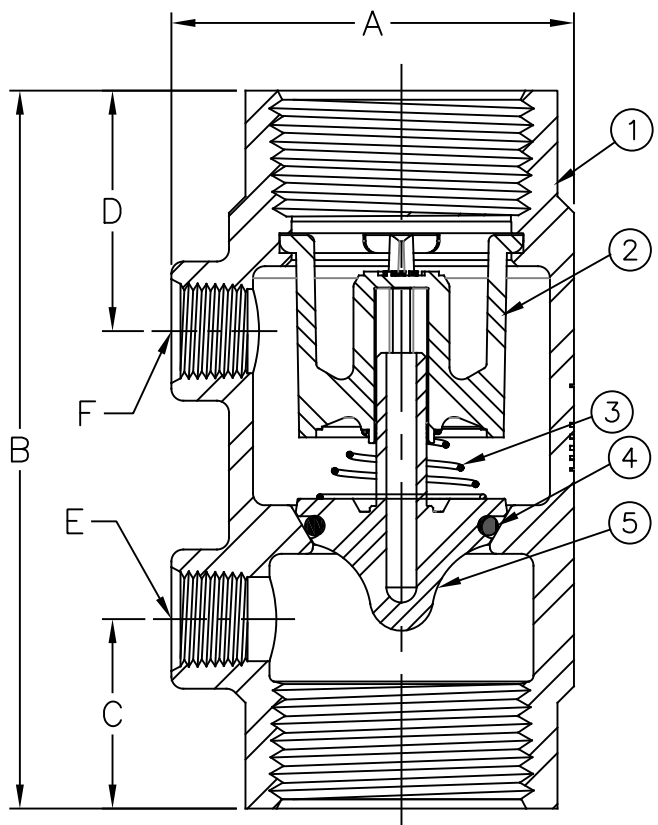


Fromatic Corporation

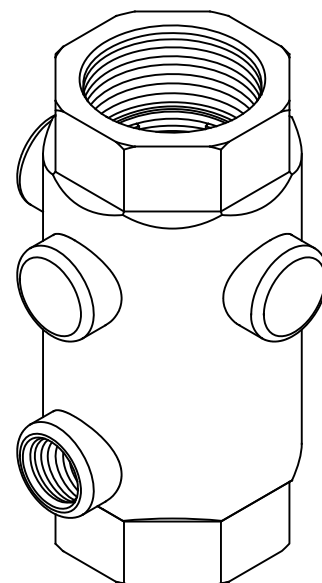
Sizes 1" / 25 mm
Single Tap



Materials



FLOW ↑



Max Temp 180°F (82°C)
Max Pressure 400 psi (28bar)

Item #	Qty	Description	Material	ASTM	Item #	Qty	Description	Material	ASTM
1	1	Body	Stainless Steel	304	4	1	O-Ring	Buna-n	-----
2	1	Guide	Delrin	100 Black	5	1	Poppet*	Delrin	100 Black
3	1	Spring	Stainless Steel	302	*Optional SS add an S between 2 & VFD				

Dimensions

Patent # 8,978,696

Size		Part #	A		B		C		D		E (Inlet NPT)	F (Outlet NPT)	Weight	
inch	mm		inch	mm	inch	mm	inch	mm	inch	mm	inch	inch	lbs	kg
1	25	4041SS2VFD	2-3/32	53	3-3/4	95	1	25	1-1/4	32	1/8	N/A	1-3/16	.54
1	25	7981SS2VFD	2-3/32	53	3-3/4	95	1	25	1-1/4	32	1/4	N/A	1-3/16	.54
1	25	8981SS2VFD	2-3/32	53	3-3/4	95	1	25	1-1/4	32	N/A	1/8	1-3/16	.54
1	25	7982SS2VFD	2-3/32	53	3-3/4	95	1	25	1-1/4	32	N/A	1/4	1-3/16	.54

Fromatic Corporation can accept no responsibility for possible errors in catalogues, brochures and other printed material. Fromatic Corporation reserves the right to alter its products without notices. This also applies to product already agreed. All trademarks in this material are property of the respective companies. All right reserved. ©2018 Fromatic Corporation. The drawings & information on this drawing sheet are the sole & exclusive property of Fromatic Corporation. Any reproduction, distribution, display or use of these drawings or information in whole or in part without written authorization of Fromatic Corporation is strictly prohibited.



April 20, 2017
Dwg No: S4041SS2VFD Rev: A (1/18)

FLOMATIC CORPORATION
GLENS FALLS, N.Y. 12801
PHONE (518) 761-9797
FAX (518) 761-9798