

Wafer Check Valve Silent Check Model 888S6R



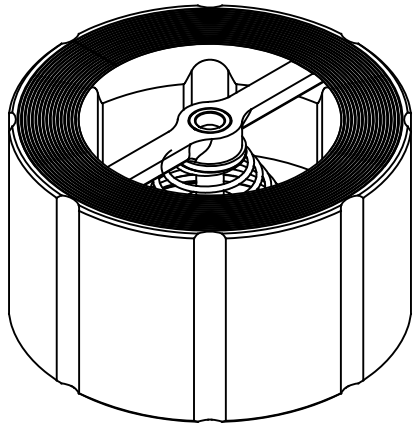
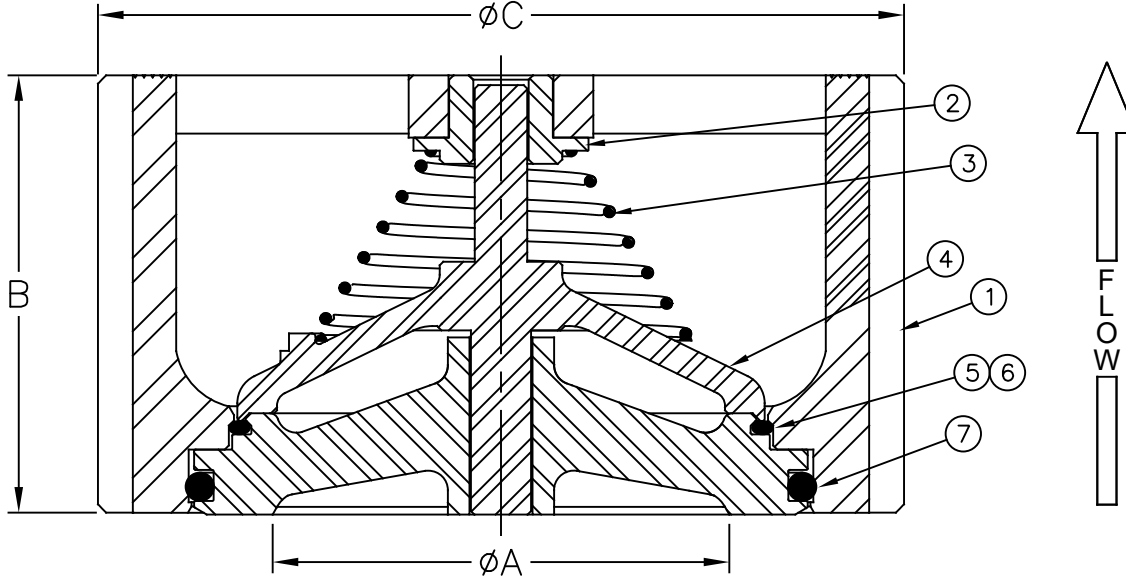
Flomatic Corporation

Sizes 2", 3" & 4" / 50 mm, 80 mm & 100 mm

LEAD FREE
NSF/ANSI 61



Materials



Max Temp 200°F (93°C)
Max Inlet Pressure @ 100° F (38°C) 150# 275 psi (19bar)
Max Inlet Pressure @ 100° F (38°C) 300# 475 psi (33bar)

Item #	Qty	Description	Material	ASTM
1	1	Body	Stainless Steel	CF8M 316
2	1	Bushing	Stainless Steel	316
3	1	Spring	Stainless Steel	316
4	1	Poppet	Stainless Steel	CF8M 316
5	1	Seat Ring*	Stainless Steel	CF8M 316
6	1	O-Ring	EPDM	5778-70
7	1	O-Ring	EPDM	5778-70

*OPTIONAL METAL TO METAL SEAT AVAILABLE, REMOVE "R" FROM PART NUMBER

Dimensions

MSS SP-125 Compliant
PATENT # 6,024,121

Size		Part #	ØA		B		ØC		Weight		# of Bolts		Bolt Size by Flange	
inch	mm		inch	mm	inch	mm	inch	mm	lbs	kg	150#	300#	150#	300#
2	50	2434S6R	2-13/32	61	2-5/8	67	4-1/4	108	5	2.5	4	8	5/8 x 5-1/4	5/8 x 5-1/2
3	80	2435S6R	3-1/4	82	3-1/8	79	5-3/4	146	11	5	4	8	5/8 x 6-1/4	3/4 x 7
4	100	2436S6R	4-1/4	108	4	102	7	178	18	8	8	8	5/8 x 7	3/4 x 8

Flomatic Corporation can accept no responsibility for possible errors in catalogues, brochures and other printed material. Flomatic Corporation reserves the right to alter its products without notices. This also applies to product already agreed. All trademarks in this material are property of the respective companies. All rights reserved. ©2024 Flomatic Corporation. The drawings & information on this drawing sheet are the sole & exclusive property of Flomatic Corporation. Any reproduction, distribution, display or use of these drawings or information in whole or in part without written authorization of Flomatic Corporation is strictly prohibited. www.flomatic.com

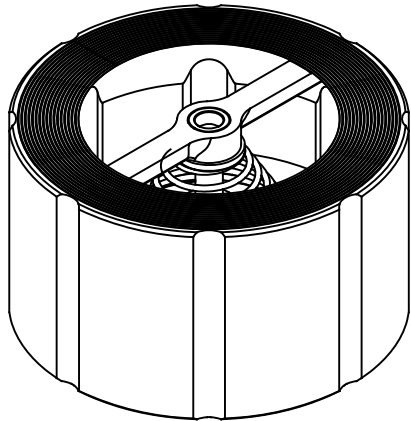
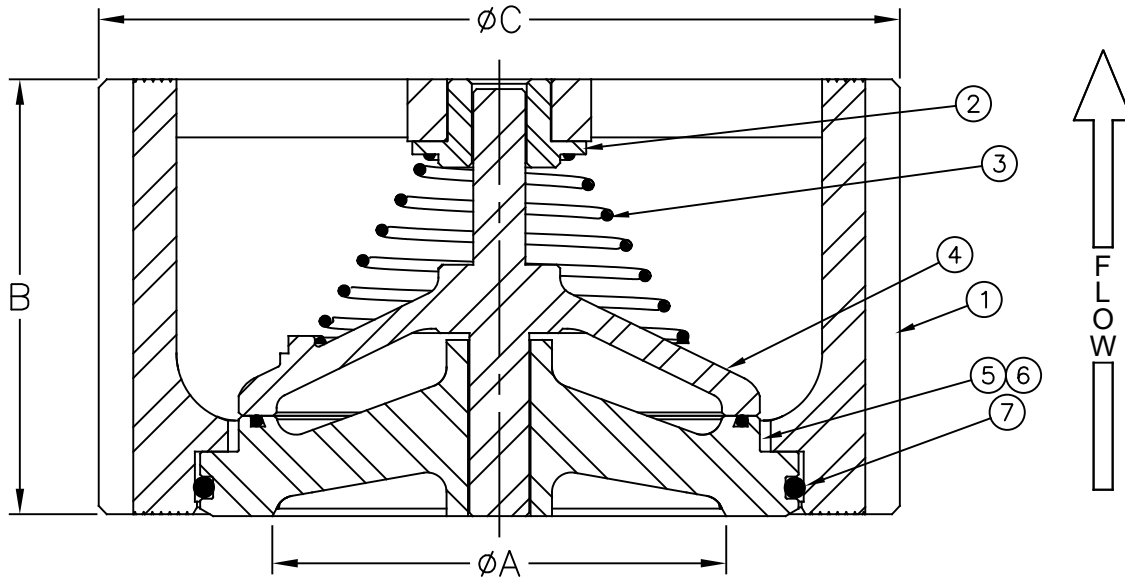


November 16, 2012
Dwg No: S888-1S6 Rev J (1/24)

FLOMATIC CORPORATION
GLENS FALLS, N.Y. 12801
PHONE (518) 761-9797
FAX (518) 761-9798



Materials



Max Temp 200°F (93°C)
 Max Inlet Pressure @ 100° F (38°C) 150# 275 psi (19bar)
 Max Inlet Pressure @ 100° F (38°C) 300# 475 psi (33bar)

Item #	Qty	Description	Material	ASTM
1	1	Body	Stainless Steel	CF8M 316
2	1	Bushing	Stainless Steel	316
3	1	Spring	Stainless Steel	316
4	1	Poppet	Stainless Steel	CF8M 316
5	1	Seat Ring*	Stainless Steel	CF8M 316
6	1	O-Ring	EPDM	5778-70
7	1	O-Ring	EPDM	5778-70

*OPTIONAL METAL TO METAL SEAT AVAILABLE, REMOVE "R" FROM PART NUMBER

Dimensions

MSS SP-126 Compliant
 PATENT # 6,024,121

Size		Part #	ØA		B		ØC		Weight		# of Bolts		Bolt Size by Flange	
inch	mm		inch	mm	inch	mm	inch	mm	lbs	kg	150#	300#	150#	300#
2-1/2	65	2432S6R	2-43/64	68	2-7/8	73	5	127	7	3	4	8	5/8 x 5-1/4	3/4 x 6-1/2

Flomatic Corporation can accept no responsibility for possible errors in catalogues, brochures and other printed material. Flomatic Corporation reserves the right to alter its products without notices. This also applies to product already agreed. All trademarks in this material are property of the respective companies. All rights reserved. ©2024 Flomatic Corporation. The drawings & information on this drawing sheet are the sole & exclusive property of Flomatic Corporation. Any reproduction, distribution, display or use of these drawings or information in whole or in part without written authorization of Flomatic Corporation is strictly prohibited. www.flomatic.com