

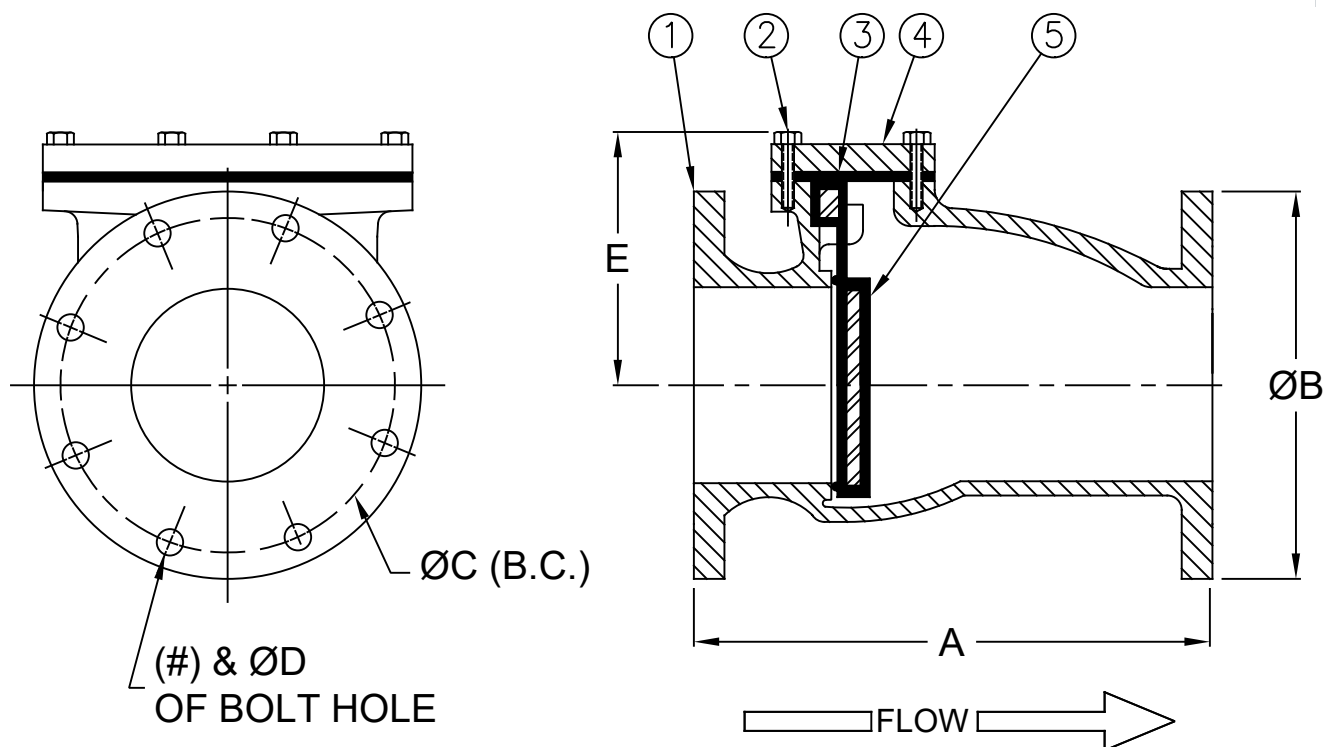
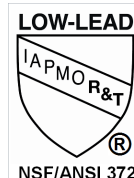
Swing Check

Model 78

FLOMATIC®
Flomatic Corporation

Sizes 2-1/2" Thru 8" / 65mm & 200mm
AIS COMPLIANT-MADE IN THE USA

Materials



Max Temp 140°F (60°C)
Max Pressure 200psi (14bar)

Item #	Qty	Description	Material	ASTM
1	1	Body (Epoxy Coated)	Ductile Iron	A536 65-45-12
2	A/R	Cover Bolts	Stainless Steel	18-8
3	1	Cover Gasket	Buna-n	----
4	1	Cover (Epoxy Coating)	Ductile Iron	A536 65-45-12
5	1	Flapper	Neoprene/Steel	----

Dimensions (150# ANSI B16.42 Flanges)

Size		Part #	A		ØB		ØC (B.C.)		ØD		E (REF)		Weight	
inch	mm		inch	mm	inch	mm	inch	mm	inch	mm	inch	mm	lbs	kg
2-1/2	65	2181	9-15/16	252	7	178	5-1/2	140	(4) 3/4	19	3-3/8	86	35	16
3	75	2182	10	254	7-1/2	191	6	152	(4) 3/4	19	5	127	38	17
4	100	2183	13	330	9	229	7-1/2	191	(8) 3/4	19	5-3/16	132	49	22
8	200	2186	18	457	13-1/2	343	11-3/4	299	(8) 7/8	24	8-17/32	217	172	78

Flomatic Corporation can accept no responsibility for possible errors in catalogues, brochures and other printed material. Flomatic Corporation reserves the right to alter its products without notices. This also applies to product already agreed. All trademarks in this material are property of the respective companies. All rights reserved. ©2023 Flomatic Corporation. The drawings & information on this drawing sheet are the sole & exclusive property of Flomatic Corporation. Any reproduction, distribution, display or use of these drawings or information in whole or in part without written authorization of Flomatic Corporation is strictly prohibited. www.flomatic.com

FLOMATIC® VALVES

May 4, 1994
Dwg No: S2180-86 Rev: J (6/23)

FLOMATIC CORPORATION
GLENS FALLS, N.Y. 12801
PHONE (518) 761-9797
FAX (518) 761-9798

Swing Check

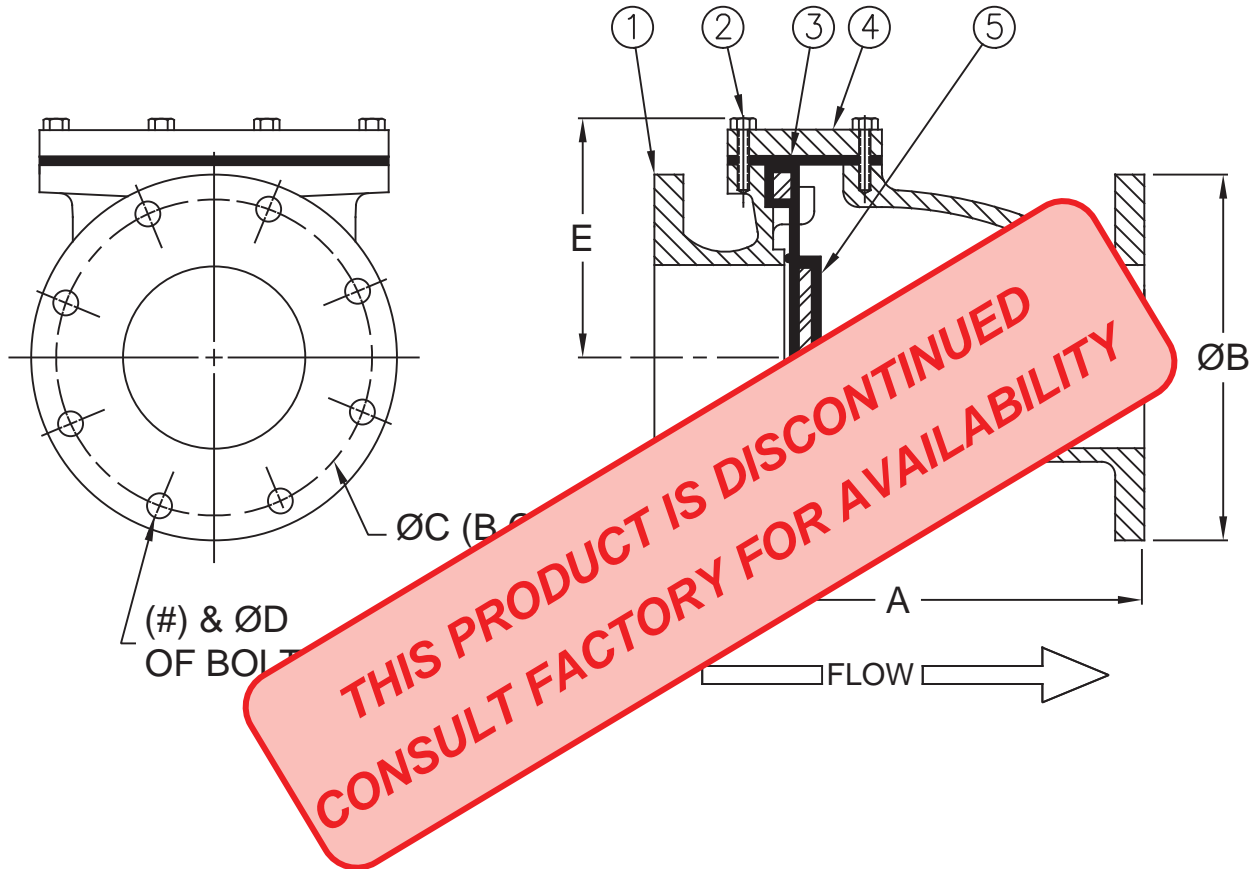

Model 78

FLOMATIC®
Flomatic Corporation

Size 6" / 150 mm

ANSI COMPLIANT-MADE IN THE USA

Materials



Max Temp 140°F (60°C)
Max Pressure 175psi (12bar)

Item #	Qty	Description	Material	ASTM
1	1	Body (Epoxy Coated) **	Cast Iron	A126, Class B
2	A/R	Cover Bolts	Stainless Steel	18-8
3	1	Cover Gasket	Buna-n	----
4	1	Cover (Epoxy Coating)	Cast Iron	A126, Class B
5	1	Flapper	Buna-n/Steel	----

Dimensions (125# ANSI B16.1 Flanges)

Size		Part #	A		ØB		ØC (B.C.)		ØD		E (REF)		Weight	
inch	mm		inch	mm	inch	mm	inch	mm	inch	mm	inch	mm	lbs	kg
6	150	2185	15-7/8	403	11	280	9-1/2	241	(8) 7/8	24	7-21/64	186	106	48

Flomatic Corporation can accept no responsibility for possible errors in catalogues, brochures and other printed material. Flomatic Corporation reserves the right to alter its products without notices. This also applies to product already agreed. All trademarks in this material are property of the respective companies. All rights reserved. ©2021 Flomatic Corporation. The drawings & information on this drawing sheet are the sole & exclusive property of Flomatic Corporation. Any reproduction, distribution, display or use of these drawings or information in whole or in part without written authorization of Flomatic Corporation is strictly prohibited. www.flomatic.com

FLOMATIC® VALVES

May 4, 1994
Dwg No: S2180-86 Rev: J (6/23)

FLOMATIC CORPORATION
GLENS FALLS, N.Y. 12801
PHONE (518) 761-9797
FAX (518) 761-9798