

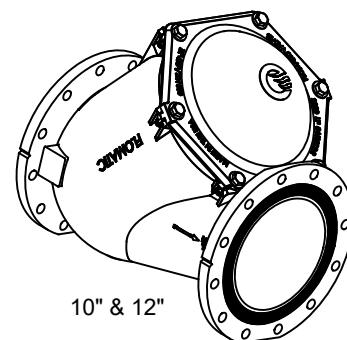
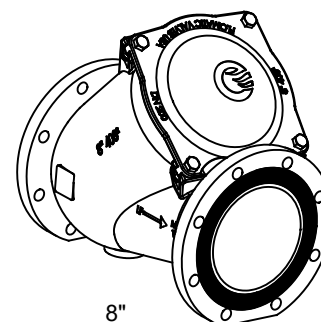
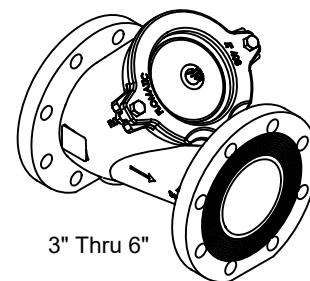
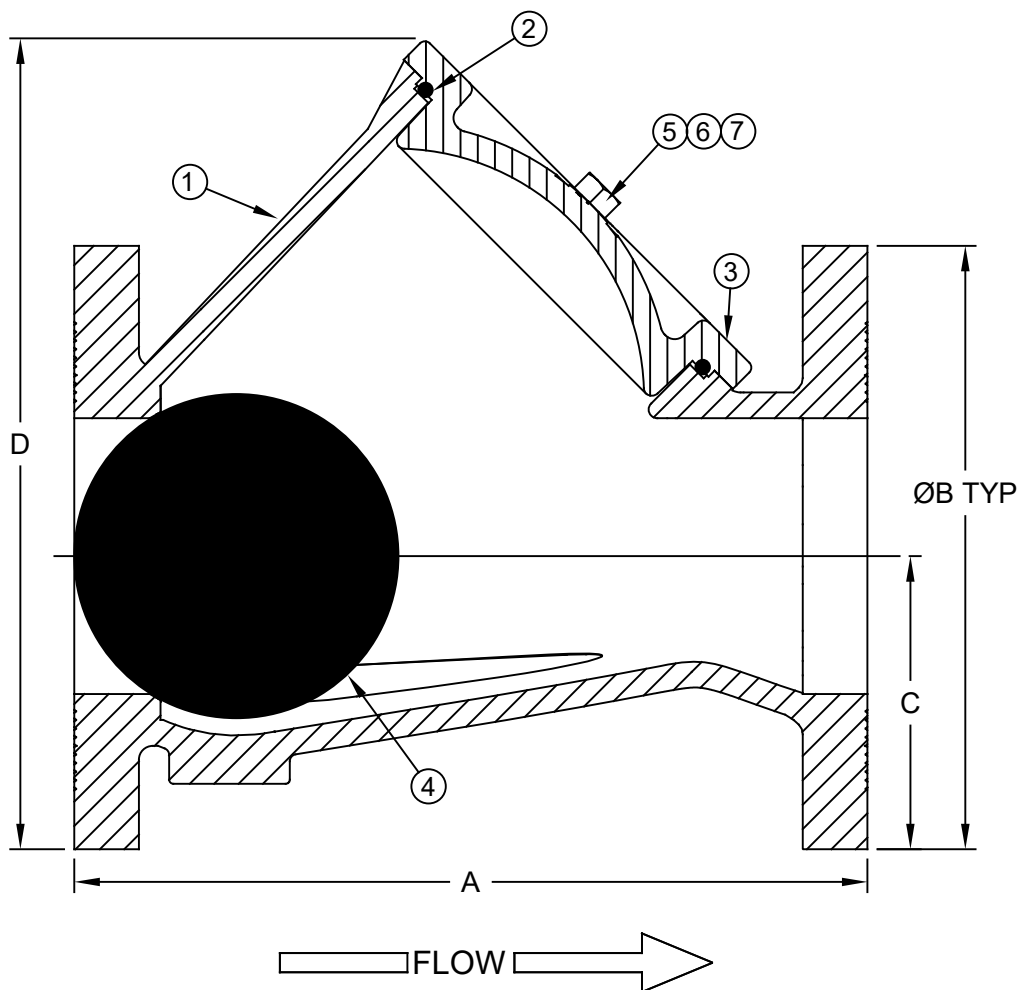

# Ball Check Valve

Model 408<sup>2</sup> **FLOMATIC**<sup>®</sup>

Sizes 3" Thru 12" / 80 mm Thru 300 mm  
AIS COMPLIANT-MADE IN THE USA

Flomatic Corporation

## Materials



Max Temp 180°F (82°C)  
Max Inlet Pressure 150 psi (10 bar)

Item #	Qty	Description	Material	ASTM	Item #	Qty	Description	Material	ASTM
1	1	Body (Epoxy Coated)	Ductile Iron	65-45-12	5	A/R	Bolt	Stainless Steel	18-8
2	1	O-Ring	Buna-N	-----	6	A/R	Washer	Stainless Steel	18-8
3	1	Cover (Epoxy Coated)	Ductile Iron	65-45-12	7	A/R	Nut	Stainless Steel	18-8
4	1	Ball (Sinking)*	Buna-N/Metal Ball	-----					

\*Optional floating ball available add "FB" to part number

## Dimensions (150# ANSI B16.42 Flanges)

Size		Part #	A		ØB		C		D		Weight	
inch	mm		inch	mm	inch	mm	inch	mm	inch	mm	lbs	kg
3	80	3144	9-1/2	241	7-1/2	191	3-7/64	79	10-1/4	260	37	17
4	100	3145	11-1/2	292	9	229	4-1/4	108	11-3/4	298	56	26
6	150	3146	14	356	11	279	5-1/4	134	14-1/2	368	100	45
8	200	3147	19-1/2	495	13-1/2	343	6-5/16	160	20-1/4	514	194	88
10	250	3148	24-1/2	622	16	406	7-3/4	197	24-1/4	616	315	143
12	300	3149	27-1/2	699	19	483	9-1/2	241	27-7/8	708	417	189

Flomatic Corporation can accept no responsibility for possible errors in catalogues, brochures and other printed material. Flomatic Corporation reserves the right to alter its products without notices. This also applies to product already agreed. All trademarks in this material are property of the respective companies. All rights reserved. ©2021 Flomatic Corporation. The drawings & information on this drawing sheet are the sole & exclusive property of Flomatic Corporation. Any reproduction, distribution, display or use of these drawings or information in whole or in part without written authorization of Flomatic Corporation is strictly prohibited. www.flomatic.com