

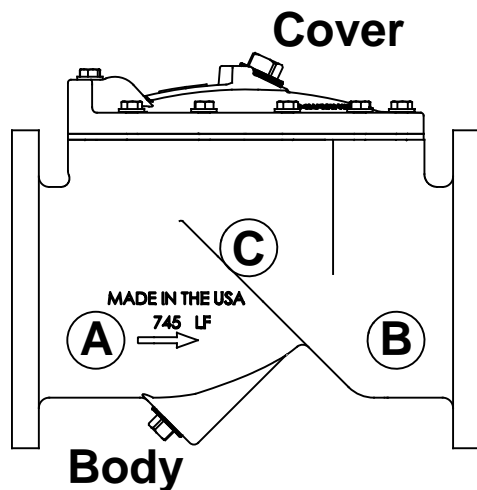
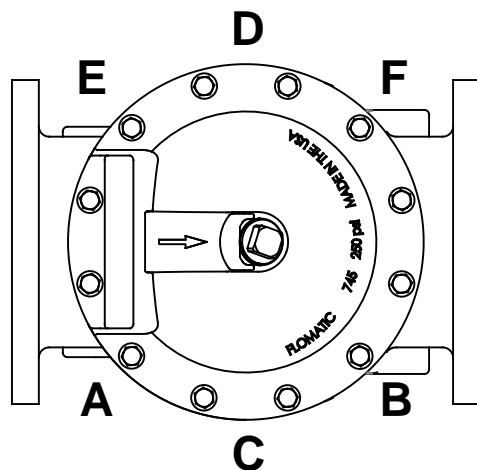

Swing Check Valve

Model 745



Flomatic Corporation

Size 3" thru 12" / 75mm thru 300mm
 AIS Compliant



Dimensions

Size		NPT Tap Size for 745 Boss Locations (C&D metric)							
inch	mm	Cover	Body	A	B	C	D	E	F
3	80	1	1	3/8	3/8	M18	M18	3/8	3/8
4	100	1	1	3/8	3/8	M18	M18	3/8	3/8
6	150	1-1/2	1-1/4	1-1/4	1-1/4	M30	M30	1-1/4	1-1/4
8	200	1-1/2	1-1/4	1-1/2	1-1/2	M30	M30	1-1/2	1-1/2
10	250	2	1-1/2	1-1/2	1-1/2	M30	M30	1-1/2	1-1/2
12	300	2	1-1/2	2	2	M31	M31	2	2

Flomatic Corporation can accept no responsibility for possible errors in catalogues, brochures and other printed material. Flomatic Corporation reserves the right to alter its products without notices. This also applies to product already agreed. All trademarks in this material are property of the respective companies. All rights reserved. ©2019 Flomatic Corporation. The drawings & information on this drawing sheet are the sole & exclusive property of Flomatic Corporation. Any reproduction, distribution, display or use of these drawings or information in whole or in part without written authorization of Flomatic Corporation is strictly prohibited. www.flomatic.com



November 25, 2019
 Dwg No: S745 USA_TAPS Rev: 0

FLOMATIC CORPORATION
 GLENS FALLS, N.Y. 12801
 PHONE (518) 761-9797
 FAX (518) 761-9798