

Control Valve

NPT

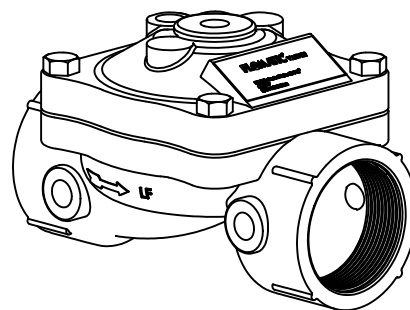
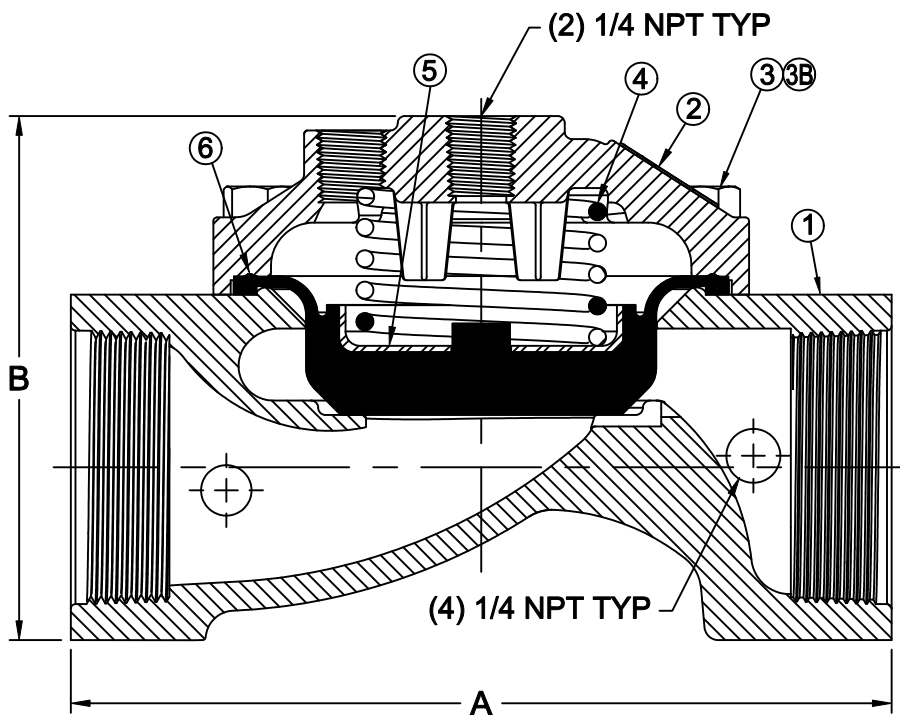
Model CI²

FLOMATIC[®]

Flomatic Corporation

Sizes 1-1/2" & 2" / 40mm & 50mm

Materials (Globe Style)



Max Temp 180°F (82°C)
Max Pressure 250psi (18bar)

Item #	Qty	Description	Material	ASTM
1	1	Body (W/ Tag)	Ductile Iron	A536
2	1	Cover	Ductile Iron	A536
3	4	Cover Bolt	Stainless Steel	304
3B	4	Cover Washer	Stainless Steel	304
4	4	Spring	Stainless Steel	302
5	1	Stop	Stainless Steel	304
6	1	Diaphragm	Nitrile/Nylon	4024-75

Dimensions

Size		Part #	NPT Size	A		B		Weight	
inch	mm			inch	mm	inch	mm	lbs	kg
1-1/2	40	8476605	1-1/2	7-1/8	181	4-35/64	115	11	5
2	50	8476602	2	7-1/8	181	4-35/64	115	11	5

Flomatic Corporation can accept no responsibility for possible errors in catalogues, brochures and other printed material. Flomatic Corporation reserves the right to alter its products without notices. This also applies to product already agreed. All trademarks in this material are property of the respective companies. All right reserved. ©2016 Flomatic Corporation. The drawings & information on this drawing sheet are the sole & exclusive property of Flomatic Corporation. Any reproduction, distribution, display or use of these drawings or information in whole or in part without written authorization of Flomatic Corporation is strictly prohibited.

FLOMATIC[®] VALVES

February 26, 2016
Dwg No:SCI2NPT Rev 0

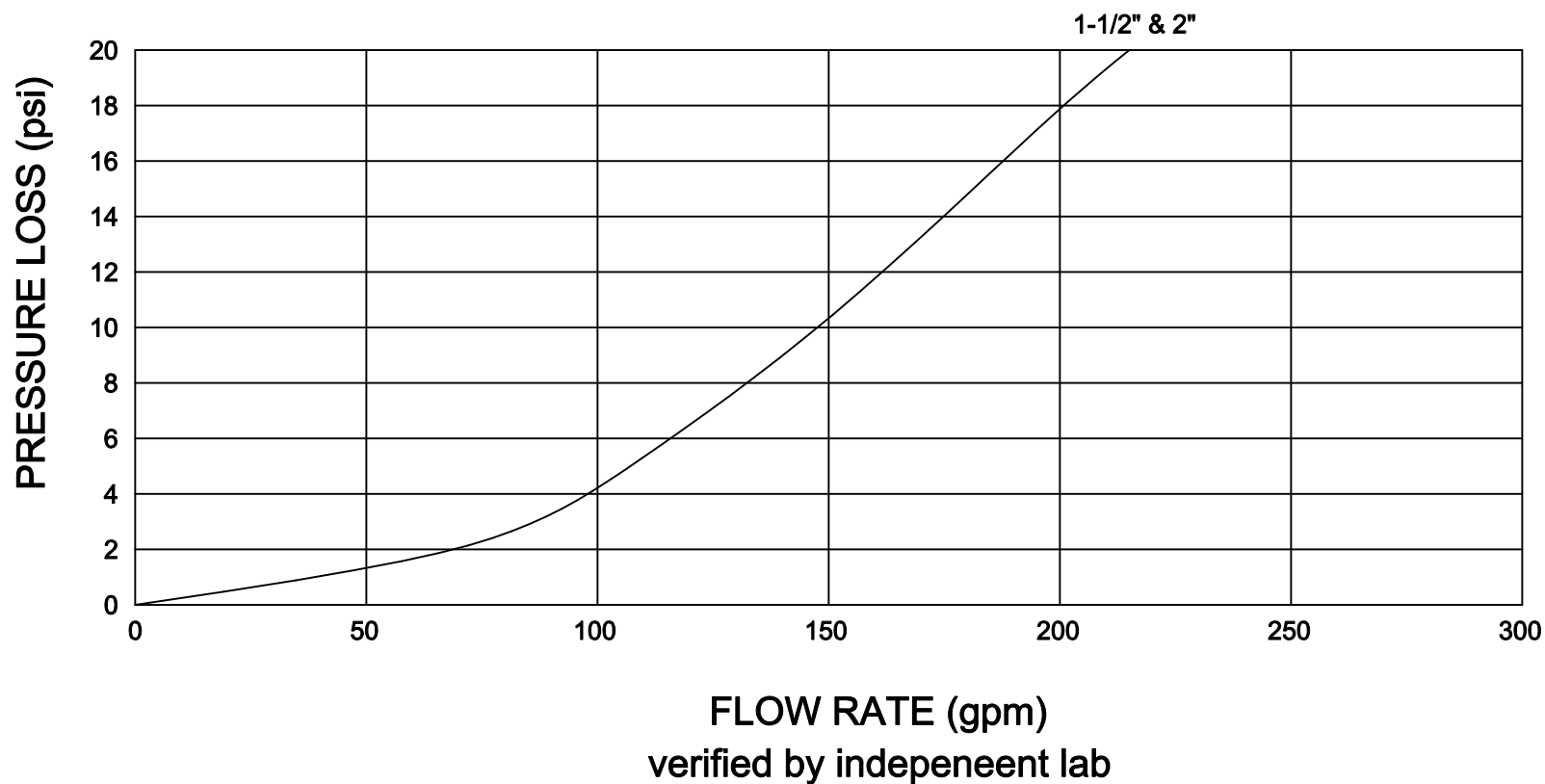
FLOMATIC CORPORATION
GLENS FALLS, N.Y. 12801
PHONE (518) 761-9797
FAX (518) 761-9798

Control Valves

Headloss Chart

Model CI² **FLOMATIC**
Flomatic Corporation

Sizes 1-1/2" & 2" / 40 mm & 50 mm



Flomatic Corporation can accept no responsibility for possible errors in catalogues, brochures and other printed material. Flomatic Corporation reserves the right to alter its products without notices. This also applies to product already agreed. All trademarks in this material are property of the respective companies. All right reserved. ©2016 Flomatic Corporation. The drawings & information on this drawing sheet are the sole & exclusive property of Flomatic Corporation. Any reproduction, distribution, display or use of these drawings or information in whole or in part without written authorization of Flomatic Corporation is strictly prohibited.

FLOMATIC VALVES

February 29, 2016
Dwg No: SC12HL Rev: 0

FLOMATIC CORPORATION
GLENS FALLS, N.Y. 12801
PHONE (518) 761-9797
FAX (518) 761-9798